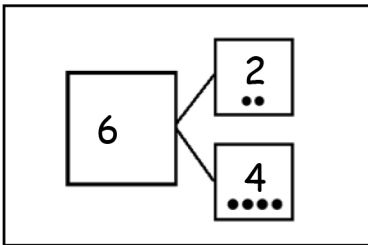


Name _____

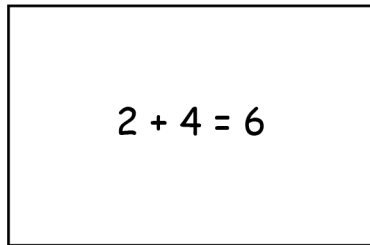
Date _____

Today, we learned the different combinations that make 6! For homework, cut out the flashcards below, and write the number sentences that you learned today on the back. Keep these flashcards in the place where you do your homework to practice ways to make 6 until you know them really well! As we continue to learn different ways to make 7, 8, 9, and 10 in the upcoming days, continue to make new flashcards.

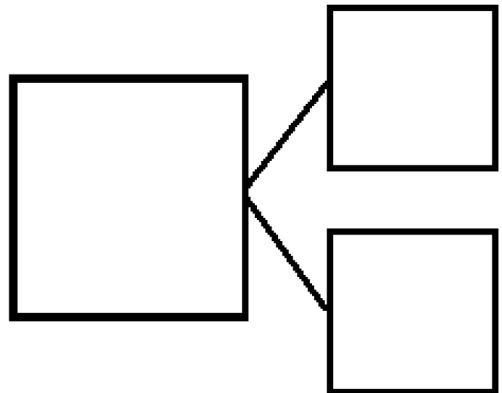
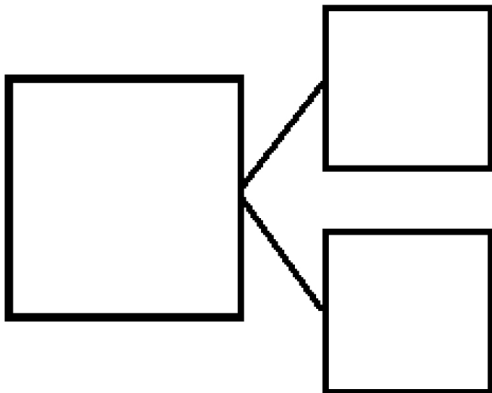
*Note to families: Be sure students make each of the combinations that make 6. The flashcards can look something like this:



Front of Card



Back of Card



Answer Key

Answers will vary.